
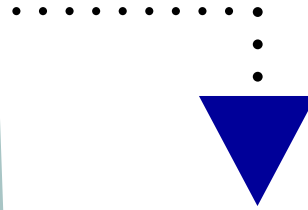



# Replacement Notes for : Tan America



## Installations Notes:

Tan America ballast with transformer, pictured at left, is replaced by the FA100 ballast using adapter harnesses 2-6IN-220-TA for the input and 7-8OUT-TA for the output, as pictured below. The old external transformer is no longer needed. Move both input voltage selectors on the FA100 to 220-volt mode. Note on some Tan America units that the ballast may be in a ballast tray and the transformer in the canopy or bench.

Typical Applications:  
Tan America



FOR TECHNICAL SUPPORT CALL (978) 249-6474

