
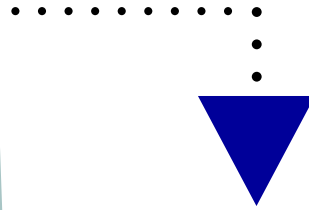



Replacement Notes for : Image 1000



Installations Notes:

Image 1000 ballast with transformer, pictured at left, is replaced by the FA100 ballast using adapter harnesses 2-6IN-220-TA for the input and 7-8OUT-TA for the output, as pictured below. The old external transformer is no longer needed. Move both input voltage selectors on the FA100 to 220-volt mode.

Typical Applications:
Image 1000



FOR TECHNICAL SUPPORT CALL (978) 249-6474

